

FREE MAG: FABULOUS GARDEN DESIGN SOLUTIONS

# AUSTRALIAN HOUSE & GARDEN


## Living colour

*Put some zing into spring!*

50

new kitchen  
& bathroom  
ideas

*The List:*  
Our favourite  
kitchen stools



9 GORGEOUS  
DECOR  
PALETTES


Step inside  
a hi-tech home

USA TODAY  
Ten reasons to  
visit right now!



SEPTEMBER 2008 \*\$6.95 \*NZ\$7.90 (\*incl. GST)

SUPER SHEDS + SHOPPING + BARBECUES FOR DADS



# Green peace

Rich leafy hues act as a tranquil backdrop for the mid-20th century furniture dotted throughout this Sydney home.

STORY MEGAN MORTON PHOTOGRAPHY ANSON SMART



The bold use of colour starts in the entry, creating instant impact. Painting by Scott Petrie. Jonathan Adler horse statue from Orson & Blake.

**OPPOSITE** The guestroom's sharp lines contrast with circular furniture. Bedlinen by Missoni. Painting by Scott Petrie. Tulip side table from Dedece. Costanza lamp from Euroluce. For Where To Buy, see page 231.



When Anna Meadows and her husband, Alistair, bought a duplex in Sydney's eastern suburbs, they knew it needed a major overhaul. The 1940s brick building had only had one previous remodel, in the 1980s, and the couple wanted the two separate dwellings to be merged into one large home for them and their three children: Sophie, six, William, five, and baby Tom.

Anna was set on having the living areas oriented towards the backyard and she wanted the new structure to have a distinctive look and sharp detailing. She also wanted an interior designer with enough pizzazz to pull it all together, and so called on Greg Natale, of Greg Natale Design, who jumped at the opportunity to take an architectural approach to a home renovation. Six careful months of planning followed. Then, after the building work began, the family lived in the upstairs section while the ground floor was renovated.

"The building work took six months and it was a godsend to always have had a shower, running water and a working kitchen during that time," Anna says. When the downstairs was complete, builders from Ciolino Constructions removed the upstairs kitchen to make way for a staircase. With the work finished, the house now has a spacious family, kitchen and dining area ▶

Greg delights in designing interiors that are highly decorative, but in this house, he has let the detailing, colours and materials do the talking.





The living room is anchored by dark floorboards, Custom-made credenza from Tusa Bros Joinery, Moooi Random light from Space, *Wedding Dress 4* painting by Scott Petrie.

**OPPOSITE TOP** The spacious family room mixes Panton dining chairs with Bertoia-style bar stools from Furniture Classics. *Mini Casa Street* drip painting by Scott Petrie.

**OPPOSITE BOTTOM** Ornate ceilings complement the look. Coffee and side tables from Dedece. For Where To Buy, see page 231.

The kitchen, which features Smeg and Miele appliances and a CaesarStone bench, flows into the outdoor barbecue area and the backyard. For Where To Buy, see page 231.





### IN FULL COLOUR

"When Greg and I were discussing colours I told him I was sick of seeing white-on-white interiors and I asked for anything but white," Anna says. So Greg chose a combination of green, white and charcoal. "It's such an effective palette and it works well right across the house," he says. The key colour is Dulux Cucumber Crush and it's teamed with Dulux Vivid White (on some walls and the ceiling) and Dulux Colorbond Woodland Grey (an exterior metal powder coat). Red and orange tones appear as accents.

### PAINT COLOURS



Dulux  
Cucumber  
Crush



Dulux Vivid  
White (select  
walls, ceiling)



Dulux  
Colorbond  
Woodland Grey  
(exterior)

*Paints used were full strength.*

◀ (which opens out onto an entertaining deck and pool), a media room, guestroom and combined bathroom and laundry on the ground floor. Upstairs are four bedrooms and a generous play room where the children can have free rein.

The key to Greg's design is the arresting staircase that is positioned in the middle of the house. As well as drawing the eye upwards, the dark timber treads and striking stainless-steel balustrade tie the two floors together and add an architectural flourish to the space. "The strength of the staircase meant

Greg chose translucent glass for the splashback. When the northerly sun shines into the kitchen area, the splashback starts to glow.

that the rest of the house didn't need a lot of embellished furnishings," Greg says.

The colours and materials do most of the talking and this was quite a stylistic departure for Greg, who has a reputation for designing interiors with richly decorative touches which include the bold use of wallpaper.



But in this house, Anna wanted a more restrained palette, so Greg presented her with a trio of colours that had the succulent green of Dulux's Cucumber Crush as its hero – and Anna loved it.

The walls are the perfect backdrop to the furniture Greg has selected. Pieces such as the Knoll Tulip dining table and Pantone chairs may be iconic designs, but they're also durable ▶

## DESIGNING MINDS

"We wanted the renovations to be as harmonious with the original house as possible. With this in mind, we kept the design very minimal and used honest materials like steel, timber and glass," says interior designer Greg Natale. "A wall of sliding glass doors not only connects the family area and deck but also allows natural light to penetrate deep into the house. The kitchen bench pierces through the sliding glass doors onto the deck where it becomes the barbecue bench, creating a seamless finish."

**THIS PAGE** clockwise from right Interior designer Greg Natale. The serene study also features Panton chairs from Format. The bathroom/laundry features a Verso slim basin from Rogerseller. **OPPOSITE** The barbecue area is an extension of the kitchen. For Where To Buy, see page 231.







The vivid green walls are a counterpoint to the dark timber floor and provide a perfect backdrop for the contemporary designer furnishings.

◀ and easy to keep clean, which makes them ideal for family living. Other mid-20th century design classics, such as an Arco lamp, are also dotted around the home.

When it came to choosing the finishes and fittings for the kitchen, Greg and his team looked beyond the decorative to the practical – a laminate veneer called Oberflex. It's a veneer with a melamine resin hot-pressed on top, which means it can be used on kitchen cabinetry with no fear of water damage. CaesarStone was used for the benchtop, and it appears to flow continuously outside, onto the deck.

Greg chose translucent glass for the splashback – selected in response to Anna's request that the kitchen be "light and bright". The splashback, which runs the length of the kitchen work bench, brings a subtle softness to the otherwise sharp lines of the kitchen.

Anna says that the inside-outside crossover zone is her favourite part of the house. "I love the way the kitchen bench flows through the sliding doors to become a barbecue bench," she says. "It's a sleek and seamless design." A perfect reflection of the home in which it sits.

H&G

Greg Natale Design, Sydney; (02) 8399 2103  
or [www.gregnatale.com](http://www.gregnatale.com).

